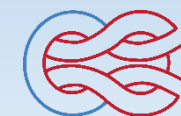




Harm Reduction in South East Europe

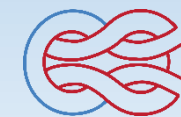
Marios Atzemis
DPNSEE Board member

2024 Global State of Harm Reduction in SEE




Country/ territory with reported injecting drug use	People who inject drugs	HIV prevalence among people who inject drugs (%)	Hepatitis C (anti- HCV) prevalence among people who inject drugs (%)	Hepatitis B (anti- HBsAg) prevalen- ce among people who inject drugs (%)	Harm reduction response				
					Needle and syringe programme (NSP)	Opioid agonist therapy (OAT)**	Peer distribution of naloxone	Drug consumption rooms (DCRs)	Safer smoking equipment
Albania	8,700	0.1	56.0	18.0	✓ 2	✓ M, B	✗	✗	✗
Bosnia Herzegovina	12,500	1.1	30.8	2.5	✗	✓ M	✗	✗	✗
Bulgaria	10,000	12.8	78.3	5.9	✓ 2	✓ M, MO	✗	✗	✓
Croatia	6,344	0.3	30.7	3.1	✓ 8	✓ M, B, MO	✗	✗	✗
Greece	3,287	7.3	53.7- 69.6	2.1	✓ 18	✓ B, M	✗	✓ 1	✓
Kosovo*	4,600	0.0	23.8	5.0	✓	✓ M, B	✗	✗	✗
Montenegro	2,300	0.5	62.8	1.4	✓ 2	✓ M, B	✗	✗	✗
North Macedonia	6,500	0.0	65.4	5.6	✓ 16	✓ M, B	✗	✗	✗
Romania	10,000	19.4	72.7	3.2	✓ 2	✓ M, B	✗	✗	✗
Serbia	20,500	1.5	61.4	10.5	✓ 1	✓ M, B	✗	✗	✗
Slovenia	4,900	0.0	25.0	4.2	✓ 12	✓ M, B	✓	✗ (✓)	✓
Turkey	nd	0.8	37.5	3.9	✗	✓ B, M	✗	✗	nd

People who inject drugs




Country/territory with reported injecting drug use	2020	2022	2020-22	2024	2022-24	2020-24
Albania	5,657	7,000	23,74%	8,700	24,29%	53,79%
Bosnia Herzegovina	12,500	10,500	-16,00%	12,500	19,05%	0,00%
Bulgaria	18,500	17,000	-8,11%	10,000	-41,18%	-45,95%
Croatia	6,300	6,000	-4,76%	6,344	5,73%	0,70%
Greece	3,339	3,000	-10,15%	3,287	9,57%	-1,56%
Kosovo*	5,819	4,600	-20,95%	4,600	0,00	-20,95%
Montenegro	1,300	2,300	76,92%	2,300	0,00	76,92%
North Macedonia	6,756	6,500	-3,79%	6,500	0,00	-3,79%
Romania	81,500	17,024	-79,11%	10,000	-41,26%	-87,73%
Serbia	20,500	28,500	39,02%	20,500	-28,07%	0,00%
Slovenia	4,900	5,500	12,24%	4,900	-10,91%	0,00%
Turkey	12,733	nd	-	nd	-	-
Total SEE	161,354					

HIV prevalence among people who inject drugs




Country/territory with reported injecting drug use	2020	2022	2020-22	2024	2022-24	2020-24
Albania	0.5	0.5	0,00%	0.1	-80%	-80%
Bosnia Herzegovina	0.0	0.1	-↑	1.1	1000%	-↑
Bulgaria	6	4.4	-26,67%	12.8	191%	113%
Croatia	0.5	0.4	-20,00%	0.3	-25%	-40%
Greece	4.1	3.2	-21,95%	7.3	128%	78%
Kosovo*	0.0	0.0	-	0.0	-	-
Montenegro	0.5	0.1	-80,00%	0.5	400%	0%
North Macedonia	0.0	0.0	-	0.0	-	-
Romania	15.9	19.4	22,01%	19.4	0%	22%
Serbia	0.0	0.0	-	1.5	-↑	-↑
Slovenia	0.0	0.3	-↑	0.0	-↓	0%
Turkey	0.5	0.1	-80,00%	0.8	700%	60%

Hepatitis C prevalence among people who inject drugs



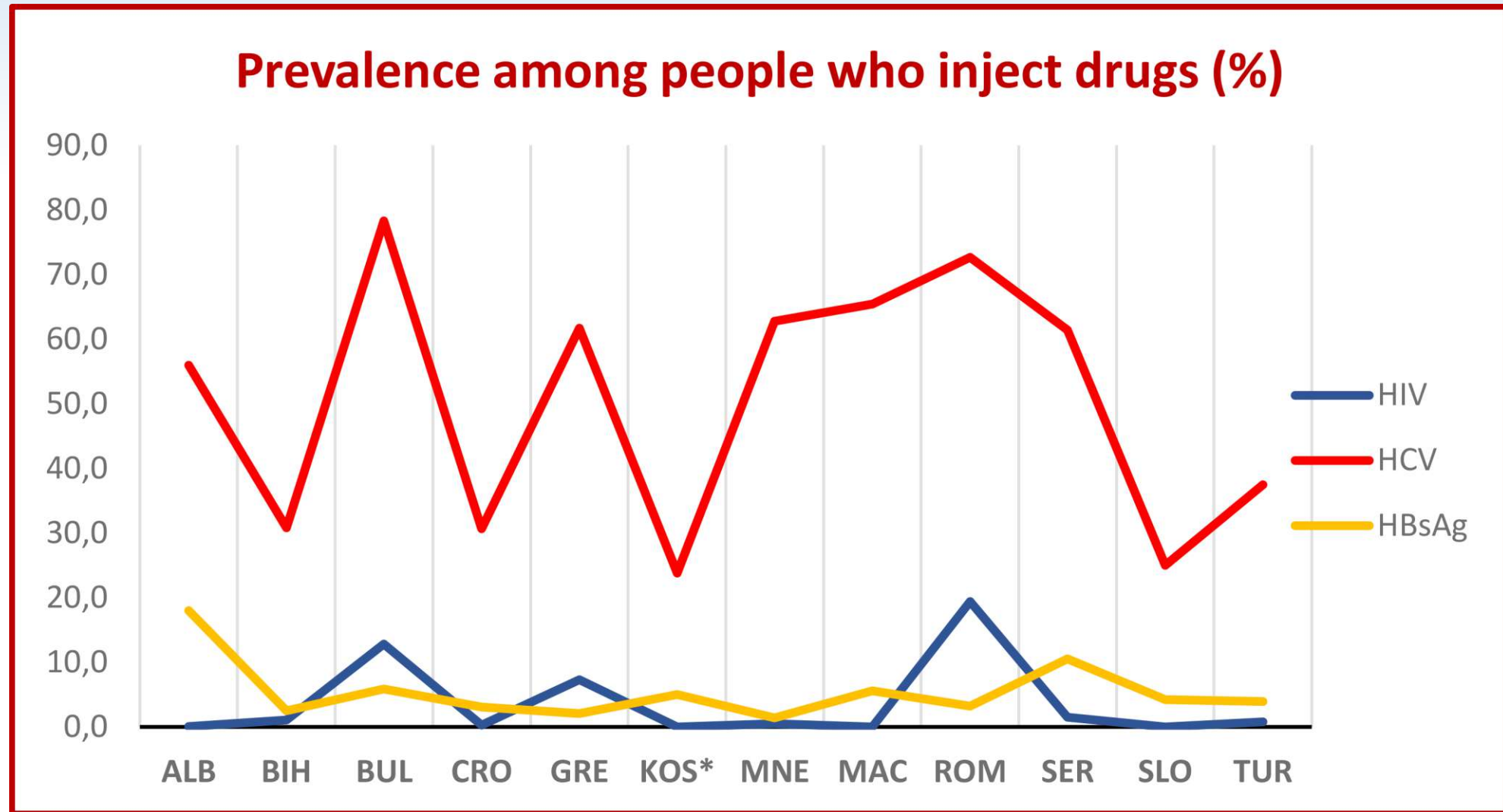

Country/territory with reported injecting drug use	2020	2022	2020-22	2024	2022-24	2020-24
Albania	28.8	34	18%	56.0	65%	94%
Bosnia Herzegovina	30.8	39.5	28%	30.8	-22%	0%
Bulgaria	76.8	67.8	-12%	78.3	15%	2%
Croatia	38.2	36.7	-4%	30.7	-16%	-20%
Greece	60.5	66.8	10%	53.7- 69.6	-8%	2%
Kosovo*	23.8	23.8	0%	23.8	0%	0%
Montenegro	53.0	44.2	-17%	62.8	42%	18%
North Macedonia	72	65.4	-9%	65.4	0%	-9%
Romania	83.8	72.7	-13%	72.7	0%	-13%
Serbia	25.9	46.2	78%	61.4	33%	137%
Slovenia	42.6	28.6	-33%	25.0	-13%	-41%
Turkey	49.2	53.5	9%	37.5	-30%	-24%

Hepatitis B prevalence among people who inject drugs




Country/territory with reported injecting drug use	2020	2022	2020-22	2024	2022-24	2020-24
Albania	11.5	20.2	76%	18.0	-11%	57%
Bosnia Herzegovina	0.2 - 3.1	0.2	-88%	2.5	1150%	56%
Bulgaria	5.0	6.0	20%	5.9	-2%	18%
Croatia	0.9	1.0	11%	3.1	210%	244%
Greece	2.2	2.5	14%	2.1	-16%	-5%
Kosovo*	4.1	0.1	-98%	5.0	4900%	22%
Montenegro	1.4	0.0	-	1.4	-↑	0%
North Macedonia	5.6	nd	-	5.6	-	0%
Romania	5.2	3.2	-38%	3.2	0%	-38%
Serbia	3.6	10.5	192%	10.5	0%	192%
Slovenia	4.6	3.4	-26%	4.2	24%	-9%
Turkey	3.5	4.4	26%	3.9	-11%	11%

Prevalence among people who inject drugs




Needle and syringe programme




Country/territory with reported injecting drug use	2020	2022	2024
Albania	✓ 2	✓ 2	✓ 2
Bosnia Herzegovina	✓ 5	✓ 2	✗
Bulgaria	✗	✗	✓ 2
Croatia	✓ 144	✓ 137	✓ 8
Greece	✓ 12	✓ 16	✓ 18
Kosovo*	✓	✓	✓
Montenegro	✓ 13	✓ 2	✓ 2
North Macedonia	✓ 16	✓ 16	✓ 16
Romania	✓ 63	✓ 2	✓ 2
Serbia	✓ 2	✓ 2	✓ 1
Slovenia	✓ 12	✓ 139	✓ 12
Turkey	✗	✗	✗

Opioid agonist therapy




Country/territory with reported injecting drug use	2020*	2022*	2024**
Albania	✓ 6 (M, B)	✓ M, B	✓ M, B
Bosnia Herzegovina	✓ 12 (M, O)	✓ 12 M	✓ M
Bulgaria	✓ 30 (M,B,O)	✓ M, B, O	✓ M, MO
Croatia	✓ (M, B, O)	✓ M, B, O	✓ M, B, MO
Greece	✓ (B, M)	✓ B, M	✓ B, M
Kosovo*	✓ 4 (M)	✓ M	✓ M, B
Montenegro	✓ 5	✓ M, B	✓ M, B
North Macedonia	✓ 16 (M, B)	✓ M, B	✓ M, B
Romania	✓ (M)	✓ M, B	✓ M, B
Serbia	✓ 23 (M, B)	✓ M, B	✓ M, B
Slovenia	✓ 10 (M,B,O)	✓ M, B, O	✓ M, B
Turkey	✓ (B, M, O)	✓ B, M, O	✓ B, M

Peer distribution of naloxone




Country/territory with reported injecting drug use	2020	2022	2024
Albania	x	x	x
Bosnia Herzegovina	x	x	x
Bulgaria	x	x	x
Croatia	x	x	x
Greece	x	x	x
Kosovo*	x	x	x
Montenegro	x	x	x
North Macedonia	x	x	x
Romania	x	x	x
Serbia	x	x	x
Slovenia	x	✓	✓
Turkey	x	x	x

Drug consumption rooms



Country/territory with reported injecting drug use	2020	2022	2024
Albania	x	x	x
Bosnia Herzegovina	x	x	x
Bulgaria	x	x	x
Croatia	x	x	x
Greece	x	✓	✓ ¹
Kosovo*	x	x	x
Montenegro	x	x	x
North Macedonia	x	x	x
Romania	x	x	x
Serbia	x	x	x
Slovenia	x	x	x (✓)
Turkey	x	x	x

Safer smoking equipment



Country/territory with reported injecting drug use	2020	2022	2024
Albania	-	✗	✗
Bosnia Herzegovina	-	✗	✗
Bulgaria	-	✗	✓
Croatia	-	✗	✗
Greece	-	nd	✓
Kosovo*	-	✗	✗
Montenegro	-	✗	✗
North Macedonia	-	✗	✗
Romania	-	✗	✗
Serbia	-	✗	✗
Slovenia	-	✓	✓
Turkey	-	nd	nd

Harm reduction services in SEE

